

THE KINGDOM OF NORWAY VISA INFORMATION PACK



CONTENT



1. GENERAL INFORMATION

2. UDI

3. SHORT TERM VISA APPLICATIONS

4. VISITOR'S VISA

5. STUDY PERMIT

6. PHOTO SPECIFICATIONS

7. STEP-BY-STEP

8. VFS GLOBAL

9. NORWAY IN TURKIYE

1. GENERAL INFORMATION

- Turkish citizens holding diplomatic, service, or special passport *do not require* a visa to enter the Norway.
- You cannot normally enter Norway until your application has been processed.
- If you intend to work part-time, you may not begin working until you have received a permit. You cannot work remotely either.
- Some people do not require a visa to visit Norway because they hold a passport from a country with which Norway has a visa exemption agreement. This also applies if you have a residence permit in an EU/EEA country or a special passport:
- Citizens of all EU/EEA countries
- Citizens of the following countries outside the EU/EEA area:

- Albania (applies to holders of biometric passports)
- Andorra
- Antigua and Barbuda
- Argentina
- Australia
- Bahamas
- Barbados
- Bermuda (BDTC passports)
- Bosnia and Herzegovina (applies to holders of biometric passports)
- Brazil
- Brunei
- Canada
- Chile
- Colombia
- Costa Rica
- Cyprus
- Dominica
- El Salvador
- Georgia (applies to holders of biometric passports)
- Grenada
- Guatemala
- Holy See (Vatican)
- Honduras
- Hong Kong (SAR and BNO passports)
- Israel
- Japan
- Kiribati
- Korea (Republic of Korea)
- Macau (SAR passports)
- Malaysia
- Marshall Islands
- Mauritius
- Mexico
- Micronesia (the Federated States of)
- Moldova
- Monaco
- Montenegro (applies to holders of biometric passport)
- New Zealand
- Nicaragua
- North Macedonia (applies to holders of biometric passports)
- Palau
- Panama
- Paraguay
- Peru
- Saint Kitts and Nevis

- Saint Lucia
- Saint Vincent and the Grenadines
- Samoa
- San Marino
- The Seychelles
- Serbia (applies to holders of biometric passport)
- Singapore
- Solomon Islands
- St. Kitts and Nevis
- Taiwan (holders of Taiwanese passports that contain an ID card number)
- Timor-Leste
- Tonga
- Trinidad and Tobago
- Tuvalu
- Ukraine (applies to holders of biometric passport)
- United Arab Emirates
- United Kingdom
- Uruguay
- United States (USA)
- Vanuatu
- Venezuela

1. GENERAL INFORMATION

- On the [Royal Norwegian Embassy](#) website you will find guidelines about the application process and how to register your application online. You may also access the [online Application Portal directly here](#).
- Please note that all applicants are required to provide an online payment receipt confirming online registration and payment of the [application fee](#) in the Application Portal when submitting an application at a Norwegian Visa Application Centre. Online payments in the Application Portal can be made by using a credit/debit card (MasterCard or Visa).

Retrieved from: <https://visa.vfsglobal.com/tur/tr/nor/apply-visa>

2. UDI Utlendingsdirektoratet Norwegian Directorate of Immigration

UDI is where you log in to apply to visit Norway, live in Norway, become a Norwegian citizen, or get a Norwegian immigrant's passport.

<https://www.udi.no/en/system/logg-inn/>

[Front page](#)

[Want to apply](#)



Want to apply

Information on how to apply to visit Norway or for residency, citizenship or an immigrant's passport.

The applicant is a citizen of



The applicant is the person who wishes to visit or live in Norway.

3. SHORT TERM VISA APPLICATIONS

- Please go to the home page of the *Directorate of Immigration in Norway* ([UDI](#)) for Information on application procedures and regulations for short term visits to Norway/Schengen.
- [Checklists](#) - What documents to bring for your visa [application](#).
- Applicant who are applying for Tourist Visa and will be staying in any paid accommodation while in Norway are requested to download the Travel Questionnaire fill it and bring it along with the other documents to apply for the visa [click here](#)

4. VISITOR'S VISA

If you plan to visit Norway for up to 90 days, you can apply for a visitor's visa. With this visa you can visit all Schengen countries.

REQUIREMENTS

- You must [pay an application fee](#).
- You must hand in all the documents on the embassy's checklist. You will find the checklist by clicking on the [“How to apply”](#) and choosing the country you live in.
- You must have a passport that is valid for at least three months after the end of your visit. The passport must be issued within the last ten years.
- You must have valid [travel insurance](#).
- You must have enough money to finance your stay in Norway and your return journey. You must normally have NOK 500 for each day of your stay in Norway. Alternatively, [someone you know, who is living in Norway, can give a financial guarantee](#).
- You must not be [subject to a prohibition against entry to Norway or Schengen](#).
- If you have been in the [Schengen area](#) in the last 90 days, you must check when it is possible for you to re-enter, and how many days you can stay in Schengen. [Please use the visa calculator to check this \(ec.europa.eu\) \(external website\)](#)
- You must [register your fingerprints](#).
- If you are under the age of 18, both your parents, or other persons responsible for you, must sign your application.
- If you are visiting someone in Norway, you must have an [invitation from the person you are visiting](#).
- You must normally have booked accommodation for the first days of your stay in Norway.

“The information may vary. It is therefore advised that you conduct your own research for up-to-date information.”

5. STUDY PERMIT

- You must apply for a study permit if you intend to study or attend school in Norway for more than three months. If you are granted a study permit, you will be able to work up to 20 hours per week while studying and full-time during the holidays.
- For further information please check: <https://www.udi.no/en/want-to-apply/studies/studietillatelse/?c=tur>

Vocational Trainig and Research

- There are different types of residence permits for people who are going to carry out research or participate in vocational training.

Trainee: For students who are to be trainees in Norway.

Researchers with own funds: For researchers who are to carry out research in Norway, but who do not have a Norwegian employer.


Study in Norway Official Website: <https://www.studyinnorway.no/>

6. PHOTO SPECIFICATIONS

Please visit the following link to see specific examples:

[Fotomustertafel_2005_660mm_english_1.indd \(vfsglobal.com\)](#)


7. STEP-BY-STEP



Print out the checklist and gather the necessary documents



Fill in your application ([Go to Application Form](#))



Give fingerprints and hand in the application and documents in person

8. VFS GLOBAL



Visa applications for *the Kingdom of Norway* can be made through VFS Global:

<https://visa.vfsglobal.com/tur/en/nor>

9. NORWAY IN TURKIYE



- *Royal Norwegian Embassy in Ankara*

Address: Yukarı Dikmen Mahallesi, Turan Güneş Bulvarı,
No: 106, Yıldız Kule İş Merkezi. Floor: 12, 06450
Çankaya/Ankara

Phone from Türkiye: +90 (312) 408 48 00

Phone from Norway: +47 23 95 60 00

E-mail: emb.ankara@mfa.no

Fax: +90 (312) 408 48 99

Website: <https://www.norway.no/en/turkiye/services-info/visit/>

Opening Hours

Monday to Thursday 08:30 - 16:30

Friday 08:30-14:00

- *Norwegian Honorary Consulate in Istanbul*


Address: Bilezik Sokak, No:4, 34427, Fındıklı / İSTANBUL

Phone: +90 (212) 249 97 53

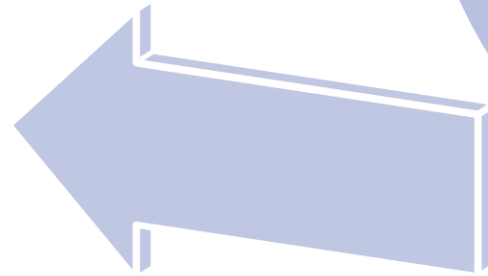
Fax: +90 (212) 249 44 34

E-mail: consulategeneral@norwayistanbul.com

We strongly recommend that you visit the website listed on the side before traveling to Norway.



<https://www.visitnorway.com/>



FOR YOUR INFORMATION,

This general information package has been put together to help you with your visa applications.

It is, however, the applicants' responsibility to keep up with **current information and to carry out his/her process.**

If you have any questions, please contact us at the email address listed below:

vize@altinbas.edu.tr

<https://global.altinbas.edu.tr/>

