

REPUBLIC OF IRELAND VISA INFORMATION PACK

CONTENT



1. GENERAL INFORMATION
2. SHORT STAY 'C' (TOURIST) VISA
3. LONG TERM STUDY VISA
4. ONLINE VISA APPLICATION SYSTEM (AVATS)
5. PHOTO SPECIFICATIONS
6. VISA FEES
7. USEFUL LINKS
8. WHERE SHOULD I APPLY FOR THE VISA?
9. IRELAND IN TURKIYE

1. GENERAL INFORMATION

A valid UK visa does not permit you to travel to Ireland without a visa unless you qualify for the short stay visa waiver program or have a visa issued as part of the British Irish Visa Scheme (BIVS).

To get to know better about visa and which type of visa you need to go to Ireland please [click here](#)

You can apply visa from the nearest consulate, online application system (AVATS) or VFS Global website.

All Turkish passport holders require a visa to travel to Ireland. If you are not a Turkish passport holder, please [click here](#) in order to ascertain whether you require a visa to travel to Ireland.

2. SHORT STAY 'C' (TOURIST) VISA

A short-stay 'C' visit (tourist) visa allows you to visit Ireland for up to 90 days for the following purposes:

- Tourism to pay a visit to family/friends
- Study. For instance, consider a short-term English language course
- Getting married
- Medical attention

You are not permitted to do the following with this visa:

- Perform any type of work (paid or unpaid)
- Use any government-funded services.
- Consider a public hospital

! **Important Note:** For more information, please [click here](#).

REQUIRED DOCUMENTS:

1. Original Passport
2. Fully completed and signed online application form. If the applicant is a minor, signature(s) of the legal guardian(s) is required
3. You must present all previous passports. A copy of all stamped or visa-containing pages from your new and old passports is required

If you are not a national of the country from which you are applying, you must provide proof of your right to be in that country, such as a residence card. You must also obtain authorization to stay in that country for at least three months after your anticipated date of departure from Ireland

4. Two recent photographs (not older than 6 months) 35x45 in colour, preferably biometric type with white background
5. Please provide a signed letter of application in English explaining the following:

The reason you want to visit Ireland, Providing information on any family members who are currently in Ireland or another EU country, The length of your stay, stating that the trip costs are being paid by yourself or, if this is not the case, details of the third party supporting the trip costs, Reasons for responsibilities to return to your country (with any supporting documentation you may choose to submit), That you will follow the terms of your visa, that you will not become a burden on the State, and that you will leave the State when your authorization to stay expires.

6. Evidence of duties to return to your permanent residence nation
7. SGK (social security) detailed registration document. This document should contain a readable barcode
8. A detailed statement of your bank account, or that of your sponsor, covering a six-month period immediately prior to your visa application, showing sufficient funds to cover your costs. Detailed family registration certificate (with English translate)
9. Hotel Reservation: Confirmed hotel reservation valid for entire stay
10. Valid travel health insurance covering any costs of repatriation for medical reasons, emergency medical care and/or emergency hospital care or death during your stay in Ireland
11. If you have been refused a visa for any other country, details of this, preferably the original letter issued to you by the authorities of that country, must be submitted. Concealment of other visa refusals will result in your Irish visa application being refused
12. Visa fee and service fee

“The information may vary. It is therefore advised that you conduct your own research for up-to-date information.”

3. LONG TERM STUDY VISA

If you wish to study in Ireland and are not an EEA/Swiss national, you must have:

- Enrollment letter
- Your fees have been paid

You may also apply for a visa based on your nationality. If you intend to stay for more than 90 days, you must also register.

To visit official page of Ireland for get further information please [click here.](#)

If you are planning to stay less than 90 days to study, that type of visa require a C-type short stay visa. To get information about it please [click here.](#)

If you are planning to study more that 90 day period, you should apply for D-type (long stay) visa. The requirements and informations will be explained.

For make an application to student visa you can visit [online application website \(AVATS\).](#)

REQUIRED DOCUMENTS:

1. Provide your signed and dated Application Form and the appropriate fee (where applicable). These must go with the supporting documents set out below. If you do not submit the required documentation, we may refuse your application. This will be on the basis of insufficient documentation
2. Application Letter

Your letter must include your full name and postal address, and the:

- Reason you want to come to Ireland
- Dates you plan to arrive and leave

Your letter must also include a commitment from you that you will:

- Obey the conditions of your visa in full
- Not rely on public services (for example, public hospitals) or become a burden on the State
- Leave Ireland before your immigration permission expires

! **Important Note:** To see the checklist for student visa from Turkey, please [click here](#).

3. Your current passport and a full copy of all previous passports. Your current passport must be valid for at least 12 months after your proposed date of arrival in Ireland
4. Two recent photographs (not older than 6 months) 35x45 in colour, preferably biometric type with white background
5. Evidence that you have enrolled on a privately funded course. You must submit a Letter of Acceptance from the college
6. Evidence accounting for any gaps in your educational history. You must provide information on any gaps since your last period of full-time education. This must include the periods of time until your application to study in Ireland
7. Evidence of fee payment to college; You must provide a copy of an Electronic Transfer of Funds (ETF) to the Irish Bank of the college. This must show details of the beneficiary's name, address, bank details and the same details for sender or a valid receipt showing that the course fees have been lodged to an approved student fees payment service. For example, the electronic fee payment service offered by Pay to Study, formerly known as International Student Payments Service (ISPS)

“The information may vary. It is therefore advised that you conduct your own research for up-to-date information.”

8. Evidence that you have the academic ability to follow your chosen course. You must provide evidence that you have the ability to follow your chosen course. For example, previous exam results or qualifications
9. Evidence of your level of English (or Irish). You must show that you have the capacity to do your chosen course through the medium of English. If you apply for an English language course, you must have a basic level of English before coming to Ireland
10. For finances, you must show that you have enough funds to support your stay in Ireland. This should be without recourse to public funds, or the reliance on casual employment
11. Private Medical Insurance cover is required. Your college may arrange this on your behalf. If so, your Letter of Acceptance from the college must include details of this. If it is not arranged by the college, you must organise this yourself. Please provide evidence of this with your application
12. Previous Visa Refusals If you have been refused a visa in the past for any country, you must provide the details
13. All applicants for long stay Irish study visas must complete [this form](#).

“The information may vary. It is therefore advised that you conduct your own research for up-to-date information.”

4. ONLINE VISA APPLICATION SYSTEM (AVATS)



An Roinn Dlí agus Cirt
Department of Justice

You can also apply for visa to Ireland from the official online application website AVATS.

To make an application please click the following link: <https://www.visas.inis.gov.ie/avats/OnlineHome.aspx>

If you are residing outside the State and wish to apply for a visa, you must complete your application online.

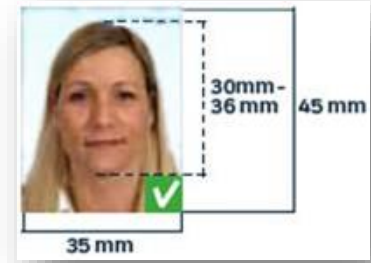
When you have entered all your details online, you will need to print a summary application form. This will contain some of the information you have entered. The summary form will also contain instructions on what you are required to do next in order to submit your documentation and pay the relevant fee.

The instructions will differ depending on which country you are applying from.

In some countries the summary form will direct you to the website of the Irish Embassy/Consulate/Visa Office to which your online application has been sent. You should check that website for details of how to submit your application, along with your passport, photographs, relevant fee and all other supporting documents. Details of the fees payable and accepted methods of payments will also be found on that website.

You can your fees online.

5. PHOTO SPECIFICATIONS



- Each visa application must provide an unmounted, full-face, color photograph as indicated below
- The shot had to be taken within the last six months
- Two photos are required
- 35 mm x 45 mm, with the head in the center of the frame
- The head should be at least 30 mm in diameter (measured from the top of the hair to the bottom of the chin)

“The information may vary. It is therefore advised that you conduct your own research for up-to-date information.”


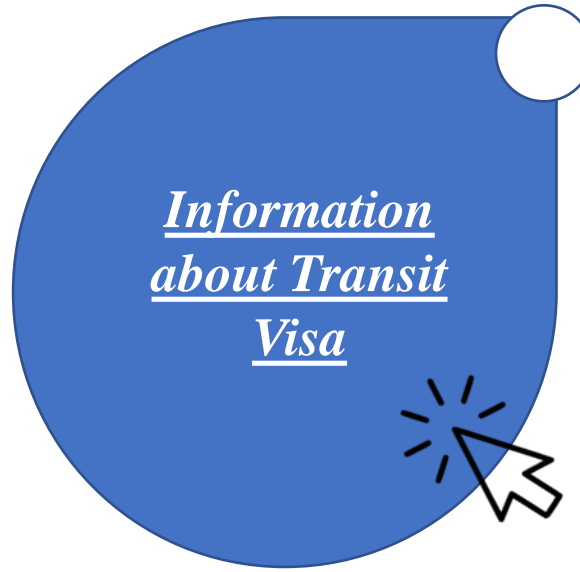
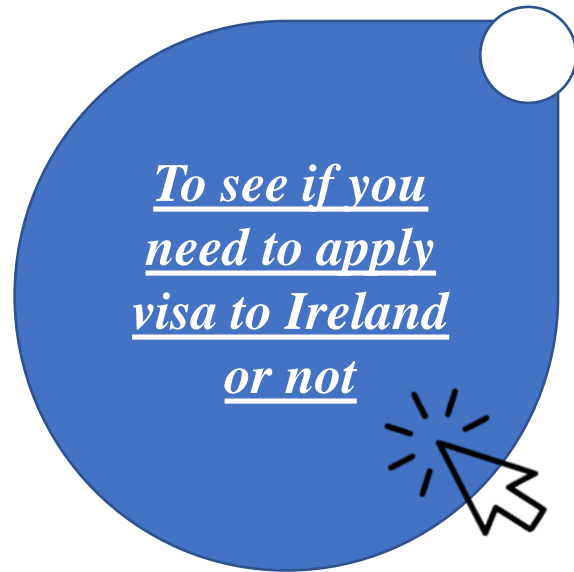
6. VISA FEES

| THE FEES FOR VISAS | |
|--------------------|------|
| Single entry | €60 |
| Multi entry | €100 |
| Transit | €25 |

! **Important Note:** For some nationalities exempt from Visa fees. To check those nationalities and get more information about the Fees please click the following link: [Preclearance and entry visas fees - Immigration Service Delivery \(irishimmigration.ie\)](https://www.irishimmigration.ie/prec-clearance-and-entry-visas-fees)

“The information may vary. It is therefore advised that you conduct your own research for up-to-date information.”

7. USEFUL LINKS



8. WHERE SHOULD I APPLY FOR THE VISA?



Visa applications for the Ireland can be made through *VFS Global*.

E-mail: info.irelandtr@vfshelpline.com

[Website](#) 

9. IRELAND IN TURKIYE

EMBASSY OF THE REPUBLIC OF IRELAND IN ANKARA

Address: Ugur Mumcu Caddesi No.88 MNG Binasi, First Floor, GOP, Ankara 06700, Türkiye

Telephone: +90 312 459 1000

Contact Link: <https://www.dfa.ie/irish-embassy/turkey/contact-us/>

Fax: +90 312 446 8061

Website: <http://www.dfa.ie/turkey>

! **Important Note:** The Ireland consulate of Istanbul has closed. There is consulates in Antalya and Izmir. To see more information please [click here.](#)



FOR YOUR INFORMATION,

This general information package has been put together to help you with your visa applications.

It is, however, the **applicants' responsibility** to keep up with current information and to carry out his/her process.

If you have any questions, please contact us at the email address listed below:

vize@altinbas.edu.tr

<https://global.altinbas.edu.tr/>

